



# Official ASBK Test

## Phillip Island GP Circuit

### February 2 & 3



ASBK.COM.AU f t i y

### SUPERSPORT Practice 1

Date: 02/02/19  
Event: P04  
Weather: Sunny - Temp: 23.0C  
Track: Dry - Temp: 30.0C

Started at: 10:25:11  
Laps: 25 Min  
Starters: 17  
Printed at: 10:56

### CLASSIFICATION

Pos	No	Name	Machine	Fastest Lap	On Lap	Behind Prev	Behind Leader	Top Speed
1	7	Tom TOPARIS (NSW) / Landbridge Yamaha / YRT / Leda Nutrition / Ganter Constructions	Yamaha YZF-R6	1:36.149	9 of 9			261
2	27	Nicholas LIMINTON (SA) / Yamaha Motor Aust. / Race Bike Services / Ohlins / Maxima Oils	Yamaha YZF-R6	1:37.570	10 of 10	1.421	1.421	256
3	46	Aidan HAYES (NSW) / Hayes Johnston Pty Ltd Chartered Accountants	Yamaha YZF-R6	1:39.479	8 of 12	1.909	3.330	260
4	68	Oli BAYLISS (QLD)	Yamaha YZF-R6	1:39.766	11 of 12	.287	3.617	252
5	54	Sam LAMBERT (NT) / Mv Agusta Aus-NZ / Fuchs Silkolene / Bridgestone / Ride Dynamics	MV Agusta F3	1:39.914	7 of 7	.148	3.765	263
6	82	Chris QUINN (NSW) / Coopers Dry / The Channon Tavern	Yamaha YZF-R6	1:39.922	6 of 8	.008	3.773	255
7	96	Luke MITCHELL (NSW) / JNL Racing / YRD	Yamaha YZF-R6	1:40.819	9 of 9	.897	4.670	258
8	17	Broc PEARSON (QLD)	Yamaha YZF-R6	1:40.947	5 of 5	.128	4.798	261
9	86	Dallas SKEER (SA) / Penrite Oils / Barry Francis M-cycles / Suzuki Aust. / Ron Angel Classic Racing	Suzuki GSX-R	1:41.012	4 of 5	.065	4.863	257
10	42	Jack PASSFIELD (NSW) / Stay Upright Rider Training / GASD Suspension / Dmoto / Pirelli / KYT	Yamaha YZF-R6	1:41.050	7 of 8	.038	4.901	257
11	33	Reid BATTYE (NSW) / Suzuki / RidelineRoadbikeshop / Link international / AGV / Macna / TCX	Suzuki GSX-R	1:41.090	6 of 6	.040	4.941	255
12	85	Ty LYNCH (SA) / Australian Outdoor Living / A-Plus Diesel / Adelaide M-cycle Recovery	Yamaha YZF-R6	1:41.794	4 of 8	.704	5.645	255
13	61	Rhys BELLING (VIC) / LXI Racing / YRD / Yamaha / The Grinning Dingo / AARK Susp. & Tuning	Yamaha YZF-R6	1:41.826	10 of 11	.032	5.677	257
14	88	Luke SANDERS (VIC)	Yamaha YZF-R6	1:42.211	7 of 7	.385	6.062	257
15	39	Scott NICHOLSON (VIC) / Traction Control Motorsport	Suzuki GSX-R	1:43.111	9 of 9	.900	6.962	255
16	555	Andrew EDSEER (NSW) / KHB Racing	Kawasaki ZX6R	1:44.597	8 of 8	1.486	8.448	257
17	21	Daniel LEONARD (VIC) / Smith Truck Group / Ords Motorcycles	Yamaha YZF-R6	1:45.631	4 of 8	1.034	9.482	249

Current best lap for SS class - 1:35.330 by Mark CHIODO (VIC) on a Triumph Daytona set on 07/10/17



*Scott Laing*  
Chief Time Keeper - Scott Laing

Clerk of Course - Simon Maas

Computime Race Timing Systems Pty Ltd © 1996  
Licensed to Computime Race Timing Systems

[www.computime.com.au](http://www.computime.com.au)

COMPUTIME RACE TIMING SYSTEMS PTY LTD





# Official ASBK Test

## Phillip Island GP Circuit

### February 2 & 3



ASBK.COM.AU f t i y

### SUPERSPORT

#### Practice 1

Date: 02/02/19  
Event: P04  
Weather: Sunny - Temp: 23.0C  
Track: Dry - Temp: 30.0C

Started at: 10:25:11  
Laps: 25 Min  
Starters: 17  
Printed at: 10:56

### LAP TIMES

No	Name	Lap 1	Lap 2	Lap 3	Lap 4	Lap 5	Lap 6	Lap 7	Lap 8	Lap 9	Lap 10
7	Tom TOPARIS (NSW)	1:55.357	1:39.766	1:37.959	3:41.083	1:48.362	1:37.612	1:36.664	1:36.346	<b>1:36.149</b>	
17	Broc PEARSON (QLD)	7:56.214	12:02.179	2:10.476	1:49.578	<b>1:40.947</b>					
21	Daniel LEONARD (VIC)	1:58.014	1:46.846	1:45.694	<b>1:45.631</b>	3:08.595	1:54.762	9:13.509	1:52.699		
27	Nicholas LIMINTON (SA)	1:56.451	1:42.782	1:40.810	1:39.486	1:41.442	1:38.438	6:46.368	1:53.495	1:38.163	<b>1:37.570</b>
33	Reid BATTYE (NSW)	1:55.900	1:42.682	1:41.180	1:57.219	1:42.035	<b>1:41.090</b>				
39	Scott NICHOLSON (VIC)	1:57.404	3:22.803	1:52.239	1:45.332	1:44.522	1:44.240	1:43.776	1:43.155	<b>1:43.111</b>	
42	Jack PASSFIELD (NSW)	3:38.912	1:52.944	1:44.681	1:44.391	1:42.184	1:42.517	<b>1:41.050</b>	1:41.404		
46	Aidan HAYES (NSW)	1:54.645	1:41.832	1:40.683	1:44.474	4:22.287	1:55.938	1:39.899	<b>1:39.479</b>	1:40.189	3:12.589
	10	1:50.039	1:39.902								
54	Sam LAMBERT (NT)	1:55.276	1:42.624	1:41.171	14:19.331	1:50.665	1:40.189	<b>1:39.914</b>			
61	Rhys BELLING (VIC)	1:57.974	1:44.014	1:43.651	1:43.577	7:26.142	1:55.896	1:43.797	1:42.934	1:42.628	<b>1:41.826</b>
	10	1:43.824									
68	Oli BAYLISS (QLD)	1:57.207	1:45.417	1:43.707	1:42.391	1:39.986	1:40.179	6:32.781	1:53.595	1:40.753	1:40.742
	10	<b>1:39.766</b>	1:39.787								
82	Chris QUINN (NSW)	2:01.764	1:42.062	1:41.655	3:30.478	1:51.206	<b>1:39.922</b>	1:40.055	1:40.171		
85	Ty LYNCH (SA)	1:53.026	1:43.813	1:42.827	<b>1:41.794</b>	6:02.668	1:54.537	3:05.380	1:50.073		
86	Dallas SKEER (SA)	1:51.210	1:42.647	1:41.478	<b>1:41.012</b>	1:42.164					
88	Luke SANDERS (VIC)	1:58.855	1:45.298	1:42.666	1:44.186	1:44.796	1:42.398	<b>1:42.211</b>			
96	Luke MITCHELL (NSW)	2:04.800	1:47.194	1:43.356	4:37.917	1:59.589	1:41.861	1:41.348	1:41.315	<b>1:40.819</b>	
555	Andrew EDSER (NSW)	1:58.753	1:48.230	1:46.768	1:44.801	1:45.015	1:44.765	1:44.736	<b>1:44.597</b>		



*Scott Laing*  
Chief Time Keeper - Scott Laing

Clerk of Course - Simon Maas

Computime Race Timing Systems Pty Ltd © 1996  
Licensed to Computime Race Timing Systems

[www.computime.com.au](http://www.computime.com.au)

COMPUTIME RACE TIMING SYSTEMS PTY LTD





# Official ASBK Test

## Phillip Island GP Circuit

### February 2 & 3



ASBK.COM.AU f t i y

### SUPERSPORT Practice 1

Date: 02/02/19  
Event: P04  
Weather: Sunny - Temp: 23.0C  
Track: Dry - Temp: 30.0C

Started at: 10:25:11  
Laps: 25 Min  
Starters: 17  
Printed at: 10:56



### SPLIT TIMES

Lap	Split 1	Split 2	Split 3	Split 4	Lap Time	Spd	Lap	Split 1	Split 2	Split 3	Split 4	Lap Time	Spd
<b>7 Tom TOPARIS (NSW) (1st)</b>							8	36.933	29.466	18.919	28.177	1:53.495 P	
1	31.753	32.602	21.997	29.005	1:55.357 P		9	23.581	28.597	18.673	27.312	1:38.163	255
2	24.069	29.158	19.087	27.452	1:39.766	259	10	<u>23.331</u>	<u>28.570</u>	<u>18.555</u>	<u>27.114</u>	<u>1:37.570</u>	256
3	23.442	28.465	18.796	27.256	1:37.959	259							
4	23.876	29.546	19.459	2:28.202	3:41.083	260							
5	32.606	29.465	18.926	27.365	1:48.362 P		<b>33 Reid BATTYE (NSW) (11th)</b>	1	35.782	31.349	20.008	28.761	1:55.900 P
6	23.226	28.882	18.513	26.991	1:37.612	257	2	24.491	30.052	19.321	28.818	1:42.682	252
7	23.171	28.110	18.487	26.896	1:36.664	257	3	24.303	29.709	19.082	<u>28.086</u>	1:41.180	248
8	23.003	<u>28.037</u>	18.555	26.751	1:36.346	258	4	34.040	30.616	19.515	33.048	1:57.219	254
9	<u>22.987</u>	28.168	<u>18.329</u>	<u>26.665</u>	<u>1:36.149</u>	259	5	24.684	29.970	19.275	28.106	1:42.035	255
							6	<u>24.187</u>	<u>29.581</u>	<u>19.055</u>	28.267	<u>1:41.090</u>	251
<b>17 Broc PEARSON (QLD) (8th)</b>													
1	38.616	36.846	23.435	6:17.317	7:56.214 P		<b>39 Scott NICHOLSON (VIC) (15th)</b>	1	35.042	32.325	20.833	29.204	1:57.404 P
2	36.769	36.747	23.567	10:25.096	12:02.179 P		2	27.661	2:55.142			3:22.803	229
3	36.660	38.328	23.253	32.235	2:10.476 P		3	31.088	31.316	20.342	29.493	1:52.239 P	
4	25.994	32.704	22.185	28.695	1:49.578	257	4	25.245	30.868	20.197	29.022	1:45.332	252
5	<u>24.189</u>	<u>29.380</u>	<u>19.223</u>	<u>28.155</u>	<u>1:40.947</u>	261	5	25.057	30.527	20.090	28.848	1:44.522	254
<b>21 Daniel LEONARD (VIC) (17th)</b>													
1	33.900	33.227	20.953	29.934	1:58.014 P		6	25.034	30.613	19.816	28.777	1:44.240	254
2	25.959	31.338	20.463	29.086	1:46.846	247	7	24.839	30.377	19.646	28.914	1:43.776	254
3	25.686	31.231	20.043	28.734	1:45.694	245	8	24.680	<u>30.208</u>	19.648	28.619	1:43.155	254
4	25.824	31.101	20.162	28.544	<u>1:45.631</u>	245	9	<u>24.601</u>	30.327	<u>19.575</u>	<u>28.608</u>	<u>1:43.111</u>	255
5	25.411	<u>30.754</u>	20.039	1:52.391	3:08.595	245	<b>42 Jack PASSFIELD (NSW) (10th)</b>						
6	34.677	31.413	20.169	<u>28.503</u>	1:54.762 P		1	33.950	33.021	21.326	2:10.615	3:38.912 P	
7	<u>25.256</u>	8:48.253			9:13.509	249	2	31.962	31.414	20.439	29.129	1:52.944 P	
8	33.142	31.027	<u>19.816</u>	28.714	1:52.699 P		3	25.348	30.829	19.792	28.712	1:44.681	246
<b>27 Nicholas LIMINTON (SA) (2nd)</b>													
1	35.512	31.538	20.379	29.022	1:56.451 P		4	25.119	30.912	19.770	28.590	1:44.391	252
2	24.836	30.002	19.578	28.366	1:42.782	255	5	24.656	29.811	19.535	28.182	1:42.184	253
3	24.235	29.444	19.119	28.012	1:40.810	254	6	24.478	30.294	19.602	28.143	1:42.517	255
4	23.880	28.986	18.973	27.647	1:39.486	254	7	24.319	<u>29.342</u>	19.327	<u>28.062</u>	<u>1:41.050</u>	255
5	23.577	29.610	19.054	29.201	1:41.442	255	8	<u>24.257</u>	29.480	<u>19.280</u>	28.387	1:41.404	257
6	23.610	28.772	18.659	27.397	1:38.438	255	<b>46 Aidan HAYES (NSW) (3rd)</b>						
7	24.849	29.571	19.141	5:32.807	6:46.368	253	1	34.641	31.337	20.290	28.377	1:54.645 P	
							2	23.832	30.377	19.420	28.203	1:41.832	256

Scott Laing

Chief Time Keeper - Scott Laing

Clerk of Course - Simon Maas



Computime Race Timing Systems Pty Ltd © 1996  
Licensed to Computime Race Timing Systems

[www.computime.com.au](http://www.computime.com.au)

**COMPUTIME RACE TIMING SYSTEMS PTY LTD**



# 2019 Official ASBK Test Phillip Island GP Circuit February 2 & 3



ASBK.COM.AU f t i y

## SUPERSPORT Practice 1

Date: 02/02/19  
Event: P04  
Weather: Sunny - Temp: 23.0C  
Track: Dry - Temp: 30.0C

Started at: 10:25:11  
Laps: 25 Min  
Starters: 17  
Printed at: 10:56

### SPLIT TIMES

Lap	Split 1	Split 2	Split 3	Split 4	Lap Time	Spd	Lap	Split 1	Split 2	Split 3	Split 4	Lap Time	Spd
3	24.130	29.367	19.282	27.904	1:40.683	257	3	25.118	29.741	20.438	28.410	1:43.707	250
4	24.310	31.667	19.739	28.758	1:44.474	258	4	24.912	30.355	19.396	27.728	1:42.391	248
5	23.843	30.539	20.108	3:07.797	4:22.287	257	5	24.384	29.098	19.263	<b>27.241</b>	1:39.986	251
6	34.156	31.819	21.033	28.930	1:55.938 P		6	24.734	28.863	19.200	27.382	1:40.179	252
7	23.748	29.280	18.995	<b>27.876</b>	1:39.899	258	7	24.353	29.591	23.349	5:15.488	6:32.781	252
8	23.589	<b>29.049</b>	<b>18.837</b>	28.004	<b>1:39.479</b>	258	8	35.799	29.740	19.870	28.186	1:53.595 P	
9	23.629	29.604	18.924	28.032	1:40.189	259	9	24.390	29.326	19.304	27.733	1:40.753	252
10	23.802	29.526	19.714	1:59.547	3:12.589	260	10	24.225	29.684	19.262	27.571	1:40.742	251
11	33.255	29.600	19.290	27.894	1:50.039 P		11	24.231	29.060	<b>19.015</b>	27.460	<b>1:39.766</b>	251
12	<b>23.464</b>	29.492	18.986	27.960	1:39.902	260	12	<b>24.147</b>	<b>28.785</b>	19.307	27.548	1:39.787	252

#### 54 Sam LAMBERT (NT) (5th)

#### 82 Chris QUINN (NSW) (6th)

1	33.657	31.521	20.075	30.023	1:55.276 P	
2	25.189	29.761	19.496	28.178	1:42.624	241
3	23.866	29.950	19.234	28.121	1:41.171	262
4	24.240	32.448	19.828	13:02.815	14:19.331	262
5	33.130	30.028	19.332	28.175	1:50.665 P	
6	24.078	29.305	<b>19.006</b>	<b>27.800</b>	1:40.189	260
7	<b>23.729</b>	<b>29.115</b>	19.064	28.006	<b>1:39.914</b>	263

1	38.400	33.965	20.310	29.089	2:01.764 P	
2	24.593	29.425	19.434	28.610	1:42.062	255
3	24.715	29.267	19.435	28.238	1:41.655	249
4	24.352	29.288	19.663	2:17.175	3:30.478	251
5	33.660	30.016	19.444	28.086	1:51.206 P	
6	<b>24.072</b>	28.979	<b>19.014</b>	27.857	<b>1:39.922</b>	253
7	24.099	29.063	19.108	<b>27.785</b>	1:40.055	254
8	24.156	<b>28.920</b>	19.204	27.891	1:40.171	253

#### 61 Rhys BELLING (VIC) (13th)

#### 85 Ty LYNCH (SA) (12th)

1	35.014	32.619	20.847	29.494	1:57.974 P	
2	25.065	30.503	19.899	28.547	1:44.014	257
3	24.982	30.080	19.787	28.802	1:43.651	254
4	25.280	29.863	19.845	28.589	1:43.577	252
5	24.842	29.903	20.765	6:10.632	7:26.142	253
6	34.040	31.715	20.489	29.652	1:55.896 P	
7	24.992	29.993	19.973	28.839	1:43.797	251
8	24.770	29.866	19.663	28.635	1:42.934	252
9	24.658	29.783	<b>19.572</b>	28.615	1:42.628	253
10	<b>24.413</b>	<b>29.397</b>	19.591	<b>28.425</b>	<b>1:41.826</b>	254
11	24.853	30.246	19.930	28.795	1:43.824	253

1	33.133	30.451	20.287	29.155	1:53.026 P	
2	24.993	30.003	19.850	28.967	1:43.813	254
3	24.789	29.519	20.118	<b>28.401</b>	1:42.827	251
4	24.247	<b>29.221</b>	19.541	28.785	<b>1:41.794</b>	255
5	24.408	29.674	19.951	4:48.635	6:02.668	254
6	36.237	30.084	19.484	28.732	1:54.537 P	
7	<b>24.246</b>	29.342	<b>19.363</b>	1:52.429	3:05.380	255
8	32.286	29.688	19.579	28.520	1:50.073 P	

#### 68 Oli BAYLISS (QLD) (4th)

#### 86 Dallas SKEER (SA) (9th)



1	33.582	32.908	21.215	29.502	1:57.207 P	
2	26.267	30.608	20.142	28.400	1:45.417	230

1	31.366	30.550	20.784	28.510	1:51.210 P	
2	24.541	30.369	19.368	28.369	1:42.647	257
3	24.360	29.630	19.347	<b>28.141</b>	1:41.478	256
4	<b>24.061</b>	29.519	19.281	28.151	<b>1:41.012</b>	257

Scott

Chief Time Keeper - Scott Laing

Clerk of Course - Simon Maas



Computime Race Timing Systems Pty Ltd © 1996  
Licensed to Computime Race Timing Systems

[www.computime.com.au](http://www.computime.com.au)

**COMPUTIME RACE TIMING SYSTEMS PTY LTD**



# 2019 Official ASBK Test

## Phillip Island GP Circuit

### February 2 & 3



ASBK.COM.AU [f](#) [t](#) [i](#) [v](#)

### SUPERSPORT Practice 1

Date: 02/02/19  
Event: P04  
Weather: Sunny - Temp: 23.0C  
Track: Dry - Temp: 30.0C

Started at: 10:25:11  
Laps: 25 Min  
Starters: 17  
Printed at: 10:56



### SPLIT TIMES

Lap	Split 1	Split 2	Split 3	Split 4	Lap Time	Spd	Lap	Split 1	Split 2	Split 3	Split 4	Lap Time	Spd
5	24.253	<u>29.339</u>	<u>19.108</u>	29.464	1:42.164	257	6	24.439	29.514	19.394	28.514	1:41.861	257
							7	24.363	29.368	19.389	28.228	1:41.348	255
<b>88 Luke SANDERS (VIC) (14th)</b>							8	<u>24.065</u>	29.428	19.507	28.315	1:41.315	256
1	35.628	32.153	20.648	30.426	1:58.855 P		9	24.120	<u>29.287</u>	<u>19.307</u>	<u>28.105</u>	<u>1:40.819</u>	258
2	25.059	31.086	20.188	28.965	1:45.298	257							
3	24.889	30.029	19.719	<u>28.029</u>	1:42.666	255	<b>555 Andrew EDSER (NSW) (16th)</b>						
4	24.930	30.308	20.201	28.747	1:44.186	257	1	33.873	32.921	21.350	30.609	1:58.753 P	
5	<u>24.590</u>	31.509	20.077	28.620	1:44.796	255	2	26.083	31.541	20.895	29.711	1:48.230	254
6	24.751	29.736	19.787	28.124	1:42.398	251	3	25.696	30.751	20.746	29.575	1:46.768	255
7	24.713	<u>29.639</u>	<u>19.692</u>	28.167	<u>1:42.211</u>	253	4	25.425	30.270	<u>20.048</u>	29.058	1:44.801	257
							5	25.233	30.373	20.356	<u>29.053</u>	1:45.015	253
<b>96 Luke MITCHELL (NSW) (7th)</b>							6	<u>25.116</u>	30.367	20.160	29.122	1:44.765	251
1	37.631	35.016	22.150	30.003	2:04.800 P		7	25.262	<u>30.087</u>	20.171	29.216	1:44.736	257
2	25.595	31.779	20.684	29.136	1:47.194	254	8	25.204	30.154	20.139	29.100	<u>1:44.597</u>	256
3	24.881	30.209	19.781	28.485	1:43.356	255							
4	24.432	29.976	19.587	3:23.922	4:37.917	255							
5	37.189	33.746	20.166	28.488	1:59.589 P								

Scott Laing

Chief Time Keeper - Scott Laing

Clerk of Course - Simon Maas



Computime Race Timing Systems Pty Ltd © 1996  
Licensed to Computime Race Timing Systems

[www.computime.com.au](http://www.computime.com.au)

**COMPUTIME RACE TIMING SYSTEMS PTY LTD**



**2019**  
**Official ASBK Test**  
**Phillip Island GP Circuit**  
**February 2 & 3**



ASBK.COM.AU f t i y

**SUPERSPORT**  
**Practice 1**

Date: **02/02/19**  
 Event: **P04**  
 Weather: **Sunny - Temp: 23.0C**  
 Track: **Dry - Temp: 30.0C**


Started at: **10:25:11**  
 Laps: **25 Min**  
 Starters: **17**  
 Printed at: **10:56**

**FASTEST LAPS SEQUENCE**

Race Time	No	Name	Machine	Fastest Lap	On Lap
2:00.637	33	Reid BATTYE (NSW)	Suzuki GSX-R	1:55.900	1
2:00.673	46	Aidan HAYES (NSW)	Yamaha YZF-R6	1:54.645	1
2:30.385	86	Dallas SKEER (SA)	Suzuki GSX-R	1:51.210	1
3:42.505	46	Aidan HAYES (NSW)	Yamaha YZF-R6	1:41.832	2
4:52.035	7	Tom TOPARIS (NSW)	Yamaha YZF-R6	1:39.766	2
6:29.994	7	Tom TOPARIS (NSW)	Yamaha YZF-R6	1:37.959	3
13:37.051	7	Tom TOPARIS (NSW)	Yamaha YZF-R6	1:37.612	6
15:13.715	7	Tom TOPARIS (NSW)	Yamaha YZF-R6	1:36.664	7
16:50.061	7	Tom TOPARIS (NSW)	Yamaha YZF-R6	1:36.346	8
18:26.210	7	Tom TOPARIS (NSW)	Yamaha YZF-R6	1:36.149	9


*Scott Laing*  
 Chief Time Keeper - Scott Laing

.....  
 Clerk of Course - Simon Maas



Computime Race Timing Systems Pty Ltd © 1996  
 Licensed to Computime Race Timing Systems  
[www.computime.com.au](http://www.computime.com.au)

**COMPUTIME RACE TIMING SYSTEMS PTY LTD**





# Official ASBK Test

## Phillip Island GP Circuit

### February 2 & 3



ASBK.COM.AU [f](#) [t](#) [i](#) [y](#)

### SUPERSPORT Practice 1

Date: 02/02/19  
Event: P04  
Weather: Sunny - Temp: 23.0C  
Track: Dry - Temp: 30.0C

Started at: 10:25:11  
Laps: 25 Min  
Starters: 17  
Printed at: 10:56



### BEST PARTIAL TIMES

Pos	Split 1		Split 2		Split 3		Split 4		LAP		Ideal	Fastest
	Name	Time	Name	Time	Name	Time	Name	Time	Name			
1	T. TOPARIS	22.987	T. TOPARIS	28.037	T. TOPARIS	18.329	T. TOPARIS	26.665	T. TOPARIS	1:36.018	1:36.149	
2	N. LIMINTON	23.331	N. LIMINTON	28.570	N. LIMINTON	18.555	N. LIMINTON	27.114	N. LIMINTON	1:37.570	1:37.570	
3	A. HAYES	23.464	O. BAYLISS	28.785	A. HAYES	18.837	O. BAYLISS	27.241	O. BAYLISS	1:39.188	1:39.766	
4	S. LAMBERT	23.729	C. QUINN	28.920	S. LAMBERT	19.006	C. QUINN	27.785	A. HAYES	1:39.226	1:39.479	
5	D. SKEER	24.061	A. HAYES	29.049	C. QUINN	19.014	S. LAMBERT	27.800	S. LAMBERT	1:39.650	1:39.914	
6	L. MITCHELL	24.065	S. LAMBERT	29.115	O. BAYLISS	19.015	A. HAYES	27.876	C. QUINN	1:39.791	1:39.922	
7	C. QUINN	24.072	T. LYNCH	29.221	R. BATTYE	19.055	L. SANDERS	28.029	D. SKEER	1:40.649	1:41.012	
8	O. BAYLISS	24.147	L. MITCHELL	29.287	D. SKEER	19.108	J. PASSFIELD	28.062	L. MITCHELL	1:40.764	1:40.819	
9	R. BATTYE	24.187	D. SKEER	29.339	B. PEARSON	19.223	R. BATTYE	28.086	R. BATTYE	1:40.909	1:41.090	
10	B. PEARSON	24.189	J. PASSFIELD	29.342	J. PASSFIELD	19.280	L. MITCHELL	28.105	J. PASSFIELD	1:40.941	1:41.050	
11	T. LYNCH	24.193	B. PEARSON	29.380	L. MITCHELL	19.307	D. SKEER	28.141	B. PEARSON	1:40.947	1:40.947	
12	J. PASSFIELD	24.257	R. BELLING	29.397	T. LYNCH	19.363	B. PEARSON	28.155	T. LYNCH	1:41.178	1:41.794	
13	R. BELLING	24.413	R. BATTYE	29.581	R. BELLING	19.572	T. LYNCH	28.401	R. BELLING	1:41.807	1:41.826	
14	L. SANDERS	24.590	L. SANDERS	29.639	S. NICHOLSO	19.575	R. BELLING	28.425	L. SANDERS	1:41.950	1:42.211	
15	S. NICHOLSO	24.601	A. EDSER	30.087	L. SANDERS	19.692	D. LEONARD	28.503	S. NICHOLSO	1:42.992	1:43.111	
16	A. EDSER	25.116	S. NICHOLSO	30.208	D. LEONARD	19.816	S. NICHOLSO	28.608	A. EDSER	1:44.304	1:44.597	
17	D. LEONARD	25.256	D. LEONARD	30.754	A. EDSER	20.048	A. EDSER	29.053	D. LEONARD	1:44.329	1:45.631	

Scott Laing

Chief Time Keeper - Scott Laing

Clerk of Course - Simon Maas



Computime Race Timing Systems Pty Ltd © 1996  
Licensed to Computime Race Timing Systems

[www.computime.com.au](http://www.computime.com.au)

**COMPUTIME RACE TIMING SYSTEMS PTY LTD**